

ZUMEX CITRIC

ACTIVE™

SOLUTIE
PROFESIONALA DE
CURATARE

zumex®

www.zumex.ro

ZUMEX CITRIC ACTIVE

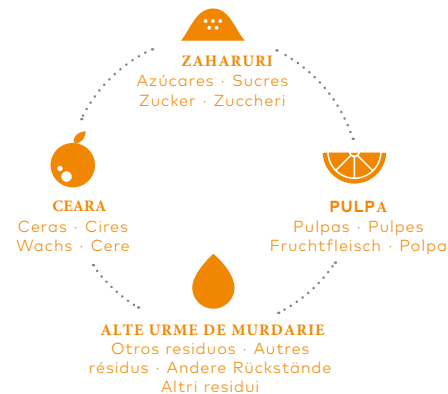
CURATARE EFICIENTA

EN Citric Active is a product specially formulated to clean citrus, fruit and vegetable juicers.

RO Citric Active este o solutie special conceputa pentru a curata sucul de citrice, fructe sau de legume.

EN Thanks to its formulation, composition and alkaline pH, it removes traces of:

RO Gratie formulei sale speciale si a PH-ului alcalin indeparteaza urmele de :



HIGHLY EFFECTIVE
EFICIENTA MAXIMA

· FOAM ADHERES WELL TO THE SURFACE
Spuma are aderenta buna pe orice suprafata

· CLEANS HARD-TO-REACH SURFACES AND CORNERS

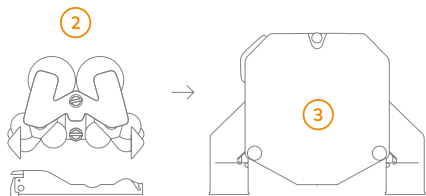
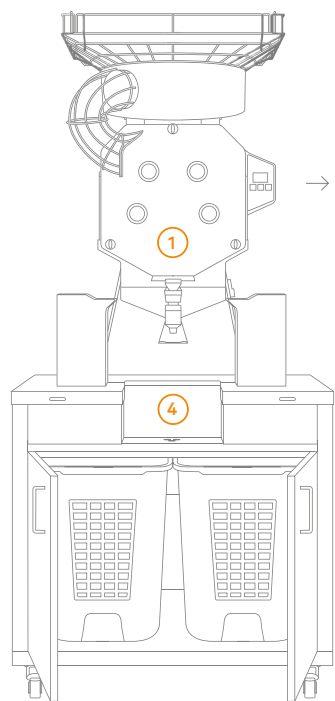
Curatat suprafetele greu accesibile si colturile.

2 MODES



**ACTIVE
FOAM!**

*Modul "Active Foam" se
foloseste pentru suprafetele dificil
de curatat.*



**PIESELE PRESEI DE CITRICE
pe care le puteti curata cu
Zumex Citric Active**

①

**MAIN UNIT
UNITATEA
PRINCIPALA**

②

**JUICING SYSTEM,
PULPOUT
SYSTEM AND
FILTERS**

**KITUL DE
STOARCERE SI
FILTRELE**

③

**OUTSIDE / COVER
EXTERIORUL/
CAPACUL
FRONTAL**

④

**PODIUM (INSIDE
AND OUTSIDE)
PODIUMUL
(INTERIOR/
EXTERIOR)**

2 MODURI DE UTILIZARE:

**Standard ·
Active Foam**



· Ready to use

Pregatit pentru a fi folosit



· ON/OFF position

Pozitia ON/OFF,



· Non-drip, instant spray

Pulverizare instantanta/antiscurgere



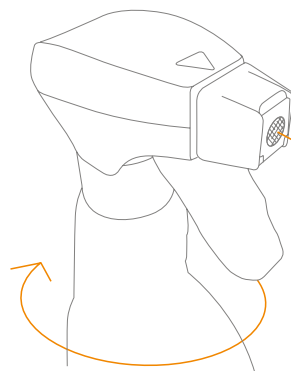
· Uniform spray pattern

Pulverizare uniforma



**· Spray volume 1.2ml
(625 sprays per bottle)**

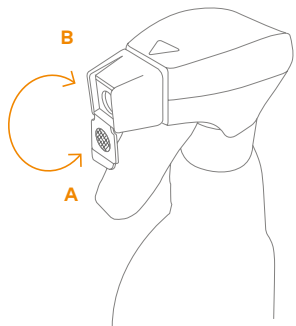
Cantitate per pulverizare 1.2 ml (625
pulverizari/recipient)



**EN Compatible with all of the juicer's
washable surfaces, plastic parts, most
painted parts and stainless steel.**

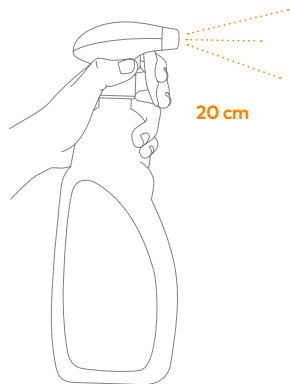
RO Se poate folosi pe toate
suprafetele preseii de citrice, care se
pot curata, pe piesele din plastic,
din inox, sau pe cele vopsite.

Instructiuni de utilizare



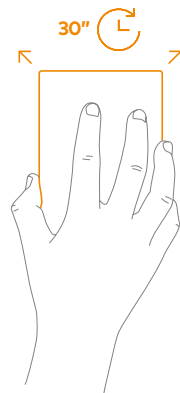
- 1 **EN** Move the nozzle to the ON position. Choose mode A) Active Foam, for extra effect, or position B) for standard spray.

RO Rotiti pulverizatorul in pozitia ON. Alegeti modul A) "Active Foam" pentru eficienta maxima, sau modul B), pentru pulverizare standard



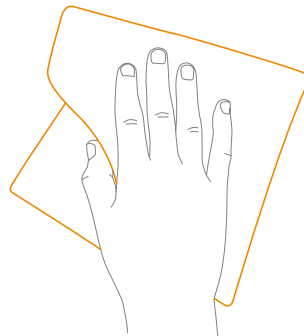
- 2 **EN** Spray the product on the surface to be cleaned from a distance of about 20 cm.

RO pulverizati solutia pe suprafata de curatat, de la o distanta de 20 de cm



- 3 **EN** Apply with a sponge or cloth and wait 30 seconds. To remove stubborn dirt, leave the product on for 1-5 minutes and then rub to eliminate.

RO Curatati suprafata folosind un burete si lasati sa actioneze timp 30 de secunde. Daca murdaria persista , lasati solutia sa actionezea intre 1 - 5 minute , apoi curatati din nou cu buretele.



- 4 **EN** Wipe the surface with a damp cloth, and rinse with water. Dry with paper.

RO Stergeti solutia folosind o carpa uscata. Clatiti cu apa, apoi stergeti suprafata cu un prosop de hartie.

AVERTISMENTE



EN Discard the first juice after cleaning.

RO Primul suc obtinut dupa igienizare se arunca.



EN Test the product out on a less visible area first.

ES Este recomandat sa testati initial solutia , pe o suprafata mai putin vizibila



REZULTATE :

*indeparteaza eficient
murdaria dificila.*

Proprietati

Prezentare recipient :

750ml | 25.36 fl oz

Aspect

Lichid transparent

Culoare

Incolora

Densitate la 20°C

1.015 g/cc

pH / alcalinitate

11

Solubilitate

Solubila in apa

Utilizare

nediluat

Biodegradabil

97%